

Moto2 / Superstock 600 FIM CEV REPSOL 2014 Motorland Aragón Moto2 / Superstock 600 Race 1 ((15 laps, 76,2 km.))

Provisional Classification

Rider	Nat	Team	Bike	Tyres	Cl.	Laps	Total Time	Gap	Kph	Best Lap			
										Lap	Time	Kph	
1	10	Jesko RAFFIN	CHE PONS RACING	KALEX	Michelin	M2	15	29:08.195	-	156.8	2	1:55.456	158.3
2	89	Alan TECHER	FRA TARGOBANK MOTORSPORT	TECH 3	Michelin	M2	15	29:12.960	+4.765	156.4	3	1:55.873	157.7
3	44	Steven ODENDAAL	ZAF AGR TEAM	SPEEDUP	Michelin	M2	15	29:17.387	+9.192	156.0	4	1:56.167	157.3
4	66	Florian ALT	DEU STYLOBIKE TEAM BOHLE GRUPPE	KALEX	Michelin	M2	15	29:17.694	+9.499	156.0	2	1:56.458	156.9
5	57	Edgar PONS	ESP PONS RACING	KALEX	Michelin	M2	15	29:17.924	+9.729	156.0	4	1:56.315	157.1
6	19	Sebas PORTO	ARG TEAM ARGENTINA-STYLOBIKE	KALEX	Michelin	M2	15	29:23.493	+15.298	155.5	8	1:56.910	156.3
7	95	Miroslav POPOV	CZE MONTAZE BROZ RACING TEAM	SUTER	Michelin	M2	15	29:28.908	+20.713	155.0	3	1:56.387	157.0
8	24	Miguel Angel POYATOS	ESP TEAM CIATTI	Michelin	M2	15	29:29.017	+20.822	155.0	8	1:56.686	156.6	
9	80	Dakota Edward MAMOLA	BEL ASPAR GRT RACING TEAM	SUTER	Michelin	M2	15	29:35.023	+26.828	154.5	8	1:57.381	155.7
10	18	Bastien CHESAUX	CHE CARDELUS-BST	SUTER HONDA	Michelin	M2	15	29:39.616	+31.421	154.1	3	1:57.656	155.3
11	77	Miquel PONS	ESP DVRACING - GRUP R.PONS	INMOTEC	Michelin	M2	15	29:40.576	+32.381	154.0	8	1:57.686	155.3
12	3	Diego PEREZ	ESP GRIFUL TEAM	MVR	Michelin	M2	15	29:44.188	+35.993	153.7	10	1:57.911	155.0
13	22	Federico FULIGNI	ITA TEAM CIATTI	SUTER	Michelin	M2	15	29:51.335	+43.140	153.0	8	1:58.335	154.5
14	84	Diego PIERLUIGI	ARG TEAM ARGENTINA-STYLOBIKE	FTR	Michelin	M2	15	29:51.934	+43.739	153.0	2	1:58.686	154.0
15	71	Ferran CASAS	ESP TEAM TORRENTÓ	YAMAHA	Michelin	STK	15	29:52.382	+44.187	153.0	3	1:58.162	154.7
16	61	F. Javier HIDALGO	ESP BRUNO PERFORMANCE	TSR/HONDA	Michelin	M2	15	29:57.619	+49.424	152.5	6	1:58.200	154.6
17	51	Christoffer BERGMAN	SWE ALSTARE JUNIOR TEAM	BIMOTA	Michelin	M2	15	29:57.619	+49.424	152.5	2	1:58.534	154.2
18	42	Toni FINSTERBUSCH	DEU SAXOPRINT RTG	AJR	Michelin	M2	15	29:58.019	+49.824	152.5	11	1:58.849	153.8
19	45	Jan BÜHN	DEU H43TEAM BLUMAG	AJR	Michelin	M2	15	30:01.647	+53.452	152.2	8	1:58.789	153.9
20	4	Thibaut GOURIN	FRA MMX RACING	YAMAHA	Michelin	STK	15	30:13.227	+1:05.032	151.2	6	1:59.530	152.9
21	59	Pedro RODRIGUEZ	ESP MR GRIFUL	MVR	Michelin	M2	15	30:15.497	+1:07.302	151.0	6	1:59.506	152.9
22	74	Andres GONZALEZ	ARG MR GRIFUL	MVR	Michelin	M2	15	30:16.780	+1:08.585	150.9	6	1:59.873	152.5
23	55	Alejandro MEDINA	ESP TEAM STRATOS	ARIANE	Michelin	M2	15	30:29.363	+1:21.168	149.9	7	1:58.480	154.3
24	15	Santiago MANGAS	ESP PL RACING MOTO 2	SUTER PL RACING	Michelin	M2	15	30:37.326	+1:29.131	149.2	11	2:01.185	150.8
25	38	John SIMPSON	GBR QUELCH AFTERDARK MOTOSPORT	KAWASAKI	Michelin	STK	15	30:37.466	+1:29.271	149.2	8	2:01.279	150.7
26	12	Jesus ALCONCHEL	ESP MACISA	KAWASAKI	Michelin	STK	15	30:39.706	+1:31.511	149.0	3	2:00.860	151.2
27	75	Anton EREMIN	RUS MOTORRIKA	Michelin	M2	15	30:39.789	+1:31.594	149.0	10	2:00.796	151.3	
28	8	Bertin THIBAUT	FRA BERTIN THIBAUT	Michelin	STK	15	30:45.433	+1:37.238	148.6	12	1:58.283	154.5	
29	52	Corey TURNER	AUS ROCK OIL RACING	FTR	Michelin	M2	15	30:46.782	+1:38.587	148.5	8	2:02.152	149.6
30	85	Abian SANTANA	ESP PASTRANA RACING TEAM	YAMAHA	Michelin	STK	15	30:56.523	+1:48.328	147.7	4	2:02.560	149.1
31	13	Melissa PARIS	USA TEAM STRATOS	KAWASAKI	Michelin	STK	15	31:01.072	+1:52.877	147.3	8	2:02.560	149.1
32	41	Jorge ARROYO	ESP PASTRANA RACING TEAM	YAMAHA	Michelin	STK	15	31:40.078	+2:31.883	144.3	9	2:00.819	151.3

Not classified:

70	Luca VITALI	ITA	TEAM STRATOS	ARIANE	Michelin	M2	13	25:36.453			9	1:57.165	156.0
27	Freddie SHEENE	GBR	QUELCH AFTER DARK	KAWASAKI	Michelin	STK	13	26:56.342			7	2:02.462	149.2
32	Mirko GIANSAANTI	ITA	GRT RACING TEAM	SUTER	Michelin	M2	12	23:57.673			2	1:58.762	153.9
17	Russel GOMEZ	ESP	TEAM STRATOS	ARIANE	Michelin	M2	11	22:22.127			6	1:58.600	154.1
23	Adrián BONASTRE	ESP	LA MOTO2	LA MOTO2	Michelin	M2	2	7:07.296					
16	Julio David PALAO	ESP	PLUSIPROTECT - PL RACING - JORACER	KAWASAKI	Michelin	STK							
21	Daniel ARROYO	ESP	GPD ENGINEERING SPAIN LOZANO MOTORACING	GPD	Michelin	M2							
54	Marcus WOODBINE	GBR	MR GRIFUL	MVR	Michelin	M2							
63	James WHITE	GBR	QUELCH AFTER DARK	KAWASAKI	Michelin	STK							
97	Xavi VIERGE	ESP	TARGOBANK MOTORSPORT	TECH 3	Michelin	M2							

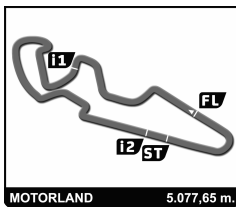
Pole Position	J. RAFFIN	1:54.882	159.1 Kph
Fastest Lap	Lap 2 Jesko RAFFIN	1:55.456	158.3 Kph

Published at:

Track Status: **DRY**

Race Director:	Timekeeper:
-----------------------	--------------------





Moto2 / Superstock 600

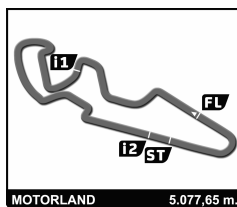
FIM CEV REPSOL 2014 Motorland Aragón

Moto2 / Superstock 600 Race 1

Lap Chart

		LAP															
Nr	Pos	Grid	1	2	3	4	5	6	7	8	9	10	11	12	13	14	15
10	1	10	10	10	10	10	10	10	10	10	10	10	10	10	10	10	10
66	2	66	89	89	89	89	89	89	89	89	89	89	89	89	89	89	89
57	3	57	57	57	57	57	57	57	57	57	57	57	57	57	57	57	44
95	4	95	95	66	66	44	44	44	44	44	44	44	44	44	44	44	66
89	5	89	66	44	44	66	66	66	66	66	66	66	66	66	66	66	57
44	6	44	44	95	95	95	95	95	19	19	19	19	19	19	19	19	19
19	7	19	70	70	19	19	19	19	95	95	80	80	24	24	24	24	95
97	8	97	19	19	80	80	80	80	80	80	70	70	80	95	95	95	24
80	9	80	80	80	70	70	70	70	70	24	24	95	70	70	80	80	80
17	10	17	18	18	18	18	18	18	24	24	95	95	70	80	80	18	18
70	11	70	84	84	24	24	24	24	18	18	18	18	18	18	18	77	77
61	12	61	24	24	3	3	3	3	3	77	77	77	77	77	77	3	3
84	13	84	3	3	84	84	84	77	77	3	3	3	3	3	3	22	22
24	14	24	51	51	51	77	77	84	51	51	55	84	84	84	84	55	84
18	15	18	32	32	77	51	51	51	84	55	51	55	55	55	22	84	71
71	16	71	77	77	32	32	32	55	55	84	84	71	71	22	55	71	61
3	17	3	42	42	42	42	55	32	71	71	71	22	22	71	71	51	51
42	18	42	55	55	55	55	71	71	32	22	22	51	51	51	51	61	42
51	19	51	22	22	71	71	42	42	22	42	32	32	32	32	61	42	45
32	20	32	74	74	22	22	22	22	42	32	61	61	61	8	42	45	4
77	21	77	71	71	74	61	61	61	61	61	42	8	8	61	45	4	59
74	22	74	8	8	8	8	8	8	8	8	42	42	42	4	59	74	74
22	23	22	52	59	61	74	45	45	45	45	45	45	45	45	59	74	55
55	24	55	59	61	59	59	59	59	59	59	17	17	4	4	74	41	15
45	25	45	4	45	45	45	4	4	4	4	4	4	59	59	8	8	38
8	26	8	61	4	4	4	74	74	74	17	59	59	74	74	41	15	12
59	27	59	45	41	41	17	17	17	17	74	74	74	17	41	15	38	75
41	28	41	41	52	12	12	41	75	75	38	41	41	75	75	38	75	8
4	29	4	85	12	17	41	38	41	38	41	38	75	41	15	75	12	52
15	30	15	12	38	38	38	75	38	41	75	75	38	15	38	12	52	85
52	31	52	38	15	52	52	52	12	12	12	15	15	38	12	52	85	13
12	32	12	15	75	15	75	15	52	15	15	12	12	12	52	85	13	41
38	33	38	75	85	75	15	12	15	52	52	52	52	52	85	13		
21	34	21	17	17	85	85	85	85	85	85	85	85	85	13	27		
16	35	16	27	27	27	27	13	13	13	13	13	13	13	27			
85	36	85	13	13	13	13	27	27	27	27	27	27	27				
75	37	75	23	23													
13	38	13															
27	39	27															
63	40	63															
54	41	54															
23	42	23															





Moto2 / Superstock 600 FIM CEV REPSOL 2014 Motorland Aragón Moto2 / Superstock 600 Race 1

Best Sector Times

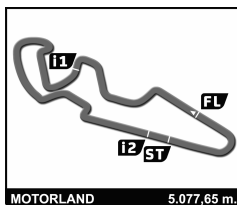
SECTOR 1			SECTOR 2		SECTOR 3		Pos	Rider	Ideal Lap	Best Lap	
Pos	Rider	Time	Rider	Time	Rider	Time					
1	10 J.RAFFIN	32.576	10 J.RAFFIN	1:02.580	95 M.POPOV	20.121	1	10 J.RAFFIN	1'55.377	1:55.456	(1)
2	89 A.TEACHER	32.732	95 M.POPOV	1:02.778	44 S.ODENDAAL	20.156	2	89 A.TEACHER	1'55.773	1:55.873	(2)
3	66 F.ALT	32.944	89 A.TEACHER	1:02.857	89 A.TEACHER	20.184	3	95 M.POPOV	1'55.995	1:56.387	(5)
4	57 E.PONS	32.971	44 S.ODENDAAL	1:02.931	57 E.PONS	20.199	4	44 S.ODENDAAL	1'56.067	1:56.167	(3)
5	44 S.ODENDAAL	32.980	57 E.PONS	1:03.006	10 J.RAFFIN	20.221	5	57 E.PONS	1'56.176	1:56.315	(4)
6	70 L.VITALI	33.010	66 F.ALT	1:03.028	66 F.ALT	20.309	6	66 F.ALT	1'56.281	1:56.458	(6)
7	19 S.PORTO	33.076	24 M.POYATOS	1:03.152	80 D.MAMOLA	20.335	7	24 M.POYATOS	1'56.650	1:56.686	(7)
8	95 M.POPOV	33.096	19 S.PORTO	1:03.249	24 M.POYATOS	20.342	8	19 S.PORTO	1'56.802	1:56.910	(8)
9	24 M.POYATOS	33.156	70 L.VITALI	1:03.346	22 F.FULIGNI	20.428	9	70 L.VITALI	1'56.905	1:57.165	(9)
10	80 D.MAMOLA	33.181	80 D.MAMOLA	1:03.503	18 B.CHESAUX	20.467	10	80 D.MAMOLA	1'57.019	1:57.381	(10)
11	77 M.PONS	33.291	18 B.CHESAUX	1:03.614	19 S.PORTO	20.477	11	18 B.CHESAUX	1'57.538	1:57.656	(11)
12	3 D.PEREZ	33.348	77 M.PONS	1:03.654	8 B.THIBAUT	20.510	12	77 M.PONS	1'57.570	1:57.686	(12)
13	71 F.CASAS	33.384	3 D.PEREZ	1:03.768	70 L.VITALI	20.549	13	3 D.PEREZ	1'57.895	1:57.911	(13)
14	61 F.HIDALGO	33.441	17 R.GOMEZ	1:03.849	71 F.CASAS	20.587	14	8 B.THIBAUT	1'58.041	1:58.283	(16)
15	18 B.CHESAUX	33.457	45 J.BÜHN	1:03.931	55 A.MEDINA	20.606	15	71 F.CASAS	1'58.048	1:58.162	(14)
16	8 B.THIBAUT	33.476	51 C.BERGMAN	1:03.942	77 M.PONS	20.625	16	61 F.HIDALGO	1'58.115	1:58.200	(15)
17	55 A.MEDINA	33.520	61 F.HIDALGO	1:03.961	84 D.PIERLUIGI	20.653	17	55 A.MEDINA	1'58.256	1:58.480	(18)
18	51 C.BERGMAN	33.561	8 B.THIBAUT	1:04.055	42 T.FINSTERBUSCH	20.711	18	22 F.FULIGNI	1'58.261	1:58.335	(17)
19	84 D.PIERLUIGI	33.580	71 F.CASAS	1:04.077	45 J.BÜHN	20.713	19	45 J.BÜHN	1'58.286	1:58.789	(23)
20	42 T.FINSTERBUSCH	33.642	55 A.MEDINA	1:04.130	61 F.HIDALGO	20.713	20	51 C.BERGMAN	1'58.358	1:58.534	(19)
21	45 J.BÜHN	33.642	84 D.PIERLUIGI	1:04.149	32 M.GIANSANTI	20.749	21	84 D.PIERLUIGI	1'58.382	1:58.686	(21)
22	22 F.FULIGNI	33.676	22 F.FULIGNI	1:04.157	4 T.GOURIN	20.749	22	17 R.GOMEZ	1'58.405	1:58.600	(20)
23	17 R.GOMEZ	33.683	32 M.GIANSANTI	1:04.183	74 A.GONZALEZ	20.774	23	42 T.FINSTERBUSCH	1'58.624	1:58.849	(24)
24	32 M.GIANSANTI	33.770	74 A.GONZALEZ	1:04.189	3 D.PEREZ	20.779	24	32 M.GIANSANTI	1'58.702	1:58.762	(22)
25	4 T.GOURIN	33.889	42 T.FINSTERBUSCH	1:04.271	59 P.RODRIGUEZ	20.854	25	74 A.GONZALEZ	1'59.021	1:59.873	(27)
26	59 P.RODRIGUEZ	33.954	4 T.GOURIN	1:04.564	51 C.BERGMAN	20.855	26	4 T.GOURIN	1'59.202	1:59.530	(26)
27	12 J.ALCONCHEL	33.982	59 P.RODRIGUEZ	1:04.613	17 R.GOMEZ	20.873	27	59 P.RODRIGUEZ	1'59.421	1:59.506	(25)
28	74 A.GONZALEZ	34.058	38 J.SIMPSON	1:05.145	15 S.MANGAS	20.988	28	12 J.ALCONCHEL	2'00.211	2:00.860	(30)
29	15 S.MANGAS	34.081	41 J.ARROYO	1:05.146	75 A.EREMIN	20.992	29	15 S.MANGAS	2'00.314	2:01.185	(31)
30	75 A.EREMIN	34.210	12 J.ALCONCHEL	1:05.152	41 J.ARROYO	21.030	30	41 J.ARROYO	2'00.419	2:00.819	(29)
31	41 J.ARROYO	34.243	15 S.MANGAS	1:05.245	12 J.ALCONCHEL	21.077	31	75 A.EREMIN	2'00.449	2:00.796	(28)
32	38 J.SIMPSON	34.341	75 A.EREMIN	1:05.247	52 C.TURNER	21.133	32	38 J.SIMPSON	2'00.645	2:01.279	(32)
33	85 A.SANTANA	34.567	52 C.TURNER	1:05.919	38 J.SIMPSON	21.159	33	52 C.TURNER	2'01.795	2:02.152	(33)
34	13 M.PARIS	34.717	13 M.PARIS	1:06.124	27 F.SHEENE	21.270	34	27 F.SHEENE	2'02.274	2:02.462	(34)
35	52 C.TURNER	34.743	27 F.SHEENE	1:06.168	85 A.SANTANA	21.485	35	85 A.SANTANA	2'02.312	2:02.560	(36)
36	27 F.SHEENE	34.836	85 A.SANTANA	1:06.260	13 M.PARIS	21.589	36	13 M.PARIS	2'02.430	2:02.560	(35)
37	23 A.BONASTRE	2:55.995	23 A.BONASTRE	1:09.064	23 A.BONASTRE	22.954	37	23 A.BONASTRE	4'28.013		



FIM CEV REPSOL 2014

MotorLand Aragón • 7-8 June

rfme  DORNA



Moto2 / Superstock 600

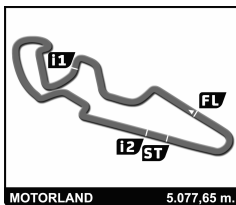
FIM CEV REPSOL 2014 MotorLand Aragón

Moto2 / Superstock 600 Race 1

Fastest Lap Sequence

Practice Time	Rider	Team	Bike	Class	Time	Kph	Lap
3:53.276	10 Jesko RAFFIN	PONSRACING	KALEX	M2	1:55.456	158.3	2





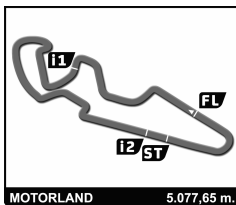
Moto2 / Superstock 600 FIM CEV REPSOL 2014 MotorLand Aragón Moto2 / Superstock 600 Race 1

Analysis by lap

Lapped

Nr	Lap Time	Gap	Nr	Lap Time	Gap	Nr	Lap Time	Gap	Nr	Lap Time	Gap	Nr	Lap Time	Gap		
Lap 1																
10	1:57.820		42	1:59.056	11.115	13	2:02.955	31.265	51	1:59.414	20.378	85	2:03.120	48.958		
89	1:58.792	0.972	55	1:59.259	11.401	23	4:28.013	1 Lap	32	1:58.921	20.745	13	2:02.826	54.079		
57	1:59.848	2.028	22	1:59.206	11.516	Lap 4						27	2:03.822	56.081		
95	2:00.072	2.252	74	2:00.111	12.736	10	1:55.595	71	1:58.633	20.946	Lap 7					
66	2:00.288	2.468	71	1:59.510	12.803	89	1:56.158	2.277	42	1:59.385	21.397	10	1:56.000			
44	2:00.426	2.606	8	1:59.497	13.110	57	1:56.315	4.555	22	1:58.926	22.732	89	1:56.322	3.315		
70	2:01.740	3.920	59	2:00.403	14.962	44	1:56.167	4.963	61	1:58.485	25.289	57	1:56.697	7.350		
19	2:02.192	4.372	61	2:00.252	15.030	66	1:57.087	5.793	8	1:58.429	25.461	44	1:56.739	7.916		
80	2:02.516	4.696	45	2:00.328	15.284	95	1:58.637	7.741	45	1:59.740	28.266	66	1:56.658	8.287		
18	2:02.766	4.946	4	2:00.813	15.470	19	1:57.321	9.586	59	2:00.593	28.525	19	1:56.997	13.298		
84	2:03.163	5.343	41	2:01.980	17.404	80	1:57.520	10.453	4	2:00.073	28.814	95	1:57.701	13.600		
24	2:03.263	5.443	52	2:03.710	17.881	70	1:57.524	10.824	74	2:01.809	28.996	80	1:57.777	16.558		
3	2:03.707	5.887	12	2:01.910	18.168	18	1:57.974	11.548	17	1:59.159	31.952	70	1:58.095	17.051		
51	2:04.835	7.015	38	2:01.942	18.438	24	1:57.282	12.377	41	2:02.217	37.124	24	1:57.653	17.980		
32	2:04.972	7.152	15	2:02.833	19.500	3	1:58.139	14.593	38	2:02.112	37.390	18	1:58.192	18.387		
77	2:05.140	7.320	75	2:02.835	20.026	84	1:59.174	15.666	75	2:00.996	37.532	3	1:58.743	23.693		
42	2:05.335	7.515	85	2:04.075	20.248	77	1:58.104	16.246	52	2:02.413	38.830	77	1:58.186	24.443		
55	2:05.418	7.598	17	2:02.920	20.322	51	1:59.138	16.534	15	2:02.072	38.912	51	1:58.715	26.195		
22	2:05.586	7.766	27	2:03.455	23.125	32	1:59.133	17.394	12	2:06.150	39.467	84	1:59.070	26.459		
74	2:05.901	8.081	13	2:03.594	24.102	42	1:58.939	17.582	85	2:02.863	41.741	55	1:58.480	26.567		
71	2:06.569	8.749	Lap 3						27	2:05.148	48.162	71	1:58.466	26.968		
8	2:06.889	9.069	10	1:55.792	71	1:58.710	17.712	Lap 6						32	1:59.604	28.029
52	2:07.447	9.627	89	1:55.873	1.714	22	1:59.381	19.376	10	1:55.903	22	1:58.579	28.093			
59	2:07.835	10.015	57	1:56.583	3.835	61	1:59.866	22.374	89	1:56.278	2.993	42	1:59.456	28.346		
4	2:07.933	10.113	66	1:56.623	4.301	8	2:00.155	22.602	57	1:56.639	6.653	61	1:58.793	30.379		
61	2:08.054	10.234	44	1:56.484	4.391	74	2:00.505	22.757	44	1:57.010	7.177	8	1:58.834	30.806		
45	2:08.232	10.412	95	1:56.387	4.699	59	2:00.003	23.502	66	1:56.553	7.629	45	1:59.253	34.493		
41	2:08.700	10.880	19	1:57.284	7.860	45	2:00.576	24.096	95	1:57.727	11.899	59	2:00.454	36.582		
85	2:09.449	11.629	80	1:57.573	8.528	4	2:00.456	24.311	19	1:57.127	12.301	4	2:00.262	36.703		
12	2:09.534	11.714	70	1:58.339	8.895	17	1:59.354	28.363	19	1:57.127	12.301	74	1:59.928	36.894		
38	2:09.772	11.952	18	1:57.656	9.169	12	2:01.246	28.887	80	1:58.127	14.781	17	1:59.506	38.155		
15	2:09.943	12.123	24	1:57.819	10.690	41	2:03.237	30.477	70	1:58.088	14.956	75	2:02.826	49.924		
75	2:10.467	12.647	3	1:58.605	12.049	38	2:01.534	30.848	18	1:58.106	16.195	38	2:02.701	50.264		
17	2:10.678	12.858	84	1:59.306	12.087	52	2:02.266	31.987	24	1:57.958	16.327	41	2:03.139	50.541		
27	2:12.946	15.126	51	1:58.690	12.991	75	2:01.884	32.106	3	1:58.592	20.950	12	2:01.175	50.681		
13	2:13.784	15.964	77	1:58.920	13.737	15	2:02.575	32.410	77	1:58.675	22.257	15	2:01.370	51.154		
23	2:39.283	41.463	32	1:59.190	13.856	85	2:02.560	34.448	84	1:59.903	23.389	52	2:02.601	52.250		
Lap 2																
10	1:55.456		42	1:58.915	14.238	27	2:03.455	38.584	51	1:59.005	23.480	85	2:03.549	56.507		
89	1:56.117	1.633	55	1:58.988	14.597	13	2:03.422	39.092	55	1:59.122	24.087	13	2:03.152	1'01.231		
57	1:56.472	3.044	71	1:58.162	15.173	Lap 5						27	2:02.462	1'02.543		
66	1:56.458	3.470	22	1:59.866	15.590	10	1:55.570	71	1:59.459	24.502	Lap 8					
44	1:56.549	3.699	74	2:00.903	17.847	89	1:55.911	2.618	42	1:59.396	24.890	10	1:55.950			
95	1:57.308	4.104	8	2:00.724	18.042	57	1:56.932	5.917	22	1:58.685	25.514	89	1:56.631	3.996		
70	1:57.884	6.348	61	1:58.865	18.103	44	1:56.677	6.070	61	1:58.200	27.586	57	1:57.074	8.474		
19	1:57.452	6.368	59	1:59.924	19.094	66	1:56.756	6.979	8	1:58.414	27.972	44	1:56.970	8.936		
80	1:57.507	6.747	45	1:59.623	19.115	95	1:57.904	10.075	45	1:58.877	31.240	66	1:56.769	9.106		
18	1:57.815	7.305	4	1:59.772	19.450	19	1:57.061	11.077	59	1:59.506	32.128	19	1:56.910	14.258		
84	1:58.686	8.573	41	2:01.223	22.835	80	1:57.674	12.557	4	1:59.530	32.441	95	1:58.069	15.719		
24	1:58.676	8.663	12	2:00.860	23.236	70	1:57.517	12.771	74	1:59.873	32.966	80	1:57.381	17.989		
3	1:58.805	9.236	17	2:00.074	24.604	18	1:58.014	13.992	17	1:58.600	34.649	70	1:57.426	18.527		
51	1:58.534	10.093	38	2:02.263	24.909	24	1:57.465	14.272	75	2:01.469	43.098	24	1:56.686	18.716		
32	1:58.762	10.458	52	2:03.227	25.316	3	1:59.238	18.261	41	2:02.181	43.402	18	1:58.118	20.555		
77	1:58.745	10.609	15	2:01.722	25.430	84	1:59.293	19.389	38	2:02.076	43.563	77	1:57.686	26.179		
Lap 3																
Lap 4																
Lap 5																
Lap 6																
Lap 7																
Lap 8																
Lap 9																





Moto2 / Superstock 600 FIM CEV REPSOL 2014 Motorland Aragón Moto2 / Superstock 600 Race 1

Analysis by lap

Lapped

Nr	Lap Time	Gap	Nr	Lap Time	Gap	Nr	Lap Time	Gap	Nr	Lap Time	Gap	Nr	Lap Time	Gap
51	1:58.785	29.030	52	2:02.762	1'04.928	3	1:58.317	31.567	52	2:02.864	1'23.398	84	1:59.945	44.485
55	1:58.608	29.225	85	2:03.479	1'11.167	84	1:59.048	37.422	85	2:02.560	1'30.170	71	1:59.919	44.849
84	1:58.915	29.424	13	2:02.957	1'14.512	55	1:59.129	37.667	13	2:03.377	1'34.445	51	1:59.795	48.877
71	1:58.947	29.965	27	2:03.444	1'16.988	71	1:59.217	37.833	27	2:04.002	1'38.017	61	1:59.276	49.171
22	1:58.335	30.478				22	1:58.696	37.879				42	1:59.485	49.945
42	1:59.055	31.451	Lap 10			51	2:00.641	40.615	Lap 13			45	1:59.372	52.133
32	1:59.797	31.876	10	1:56.317		32	1:59.240	40.926	10	1:57.066		4	2:00.321	1'04.181
61	2:00.048	34.477	89	1:57.281	5.701	61	1:58.749	42.311	89	1:56.880	6.160	59	2:00.678	1'05.221
8	2:00.598	35.454	57	1:57.056	9.955	8	1:58.652	42.440	57	1:57.324	10.827	74	2:00.126	1'07.502
45	1:58.789	37.332	44	1:57.169	10.381	42	1:58.849	43.000	44	1:57.323	11.064	41	2:00.923	1'25.112
59	2:00.946	41.578	66	1:57.082	10.592	45	1:59.250	45.371	66	1:57.298	11.276	8	2:01.711	1'25.239
4	2:00.893	41.646	19	1:57.201	16.010	4	2:00.993	53.986	19	1:57.085	16.923	15	2:01.438	1'25.724
17	1:59.609	41.814	80	1:58.154	20.979	59	2:00.400	54.390	24	1:57.516	23.152	38	2:01.819	1'26.441
74	2:03.746	44.690	70	1:58.294	21.383	74	2:00.390	58.268	95	1:57.145	24.443	75	2:02.038	1'27.353
38	2:01.279	55.593	24	1:58.043	21.391	17	2:13.193	1'04.806	70	1:57.220	25.239	12	2:02.297	1'28.110
41	2:01.699	56.290	95	1:58.542	23.183	75	2:01.522	1'11.256	80	1:57.537	25.651	52	2:02.957	1'34.675
75	2:02.596	56.570	18	1:58.215	24.433	41	2:02.367	1'11.445	18	1:58.640	29.519	85	2:03.945	1'43.258
12	2:02.025	56.756	77	1:57.780	29.419	15	2:01.185	1'11.584	77	1:58.051	32.696	13	2:04.005	1'47.918
15	2:01.822	57.026	3	1:57.911	29.882	38	2:02.074	1'12.385	3	1:58.777	35.114	Lap 15		
52	2:02.152	58.452	84	1:59.110	35.006	12	2:01.263	1'12.446	84	1:59.018	41.625	10	1:59.896	
85	2:03.417	1'03.974	55	1:59.498	35.170	52	2:02.829	1'17.361	22	1:58.822	41.659	89	1:58.360	4.765
13	2:02.560	1'07.841	71	1:59.221	35.248	85	2:02.961	1'24.437	55	1:59.016	41.799	44	1:57.661	9.192
27	2:03.237	1'09.830	22	1:59.221	35.815	13	2:03.516	1'27.895	71	1:58.910	42.015	66	1:57.777	9.499
Lap 9			51	2:00.833	36.606	27	2:03.110	1'30.842	51	1:59.970	46.167	57	1:58.347	9.729
10	1:56.286		32	1:59.539	38.318	Lap 12			61	1:59.435	46.980	19	1:57.610	15.298
89	1:57.027	4.737	61	1:58.978	40.194	10	1:56.827		42	1:58.905	47.545	95	1:56.650	20.713
57	1:57.028	9.216	8	1:58.764	40.420	89	1:56.968	6.346	45	1:59.320	49.846	24	1:57.193	20.822
44	1:56.879	9.529	42	1:59.194	40.783	57	1:57.001	10.569	4	2:00.365	1'00.945	80	1:58.524	26.828
66	1:57.007	9.827	45	1:59.136	42.753	57	1:57.068	10.807	59	2:00.538	1'01.628	18	1:59.318	31.421
19	1:57.154	15.126	17	1:58.699	48.245	44	1:57.068	10.807	74	2:00.014	1'04.461	77	1:58.547	32.381
80	1:57.439	19.142	4	1:59.590	49.625	66	1:56.873	11.044	8	2:33.783	1'20.613	3	1:58.933	35.993
70	1:57.165	19.406	59	2:00.169	50.622	19	1:57.165	16.904	41	2:02.142	1'21.274	22	1:59.248	43.140
24	1:57.235	19.665	74	2:00.637	54.510	24	1:57.090	22.702	15	2:02.087	1'21.371	84	1:59.150	43.739
95	2:01.525	20.958	41	2:01.204	1'05.710	95	1:57.441	24.364	38	2:01.839	1'21.707	71	1:59.234	44.187
18	1:58.266	22.535	75	2:00.796	1'06.366	70	1:58.019	25.085	75	2:03.244	1'22.400	61	2:00.149	49.424
77	1:58.063	27.956	38	2:02.186	1'06.943	80	1:58.506	25.180	12	2:02.116	1'22.898	51	2:00.443	49.424
3	1:58.227	28.288	15	2:01.196	1'07.031	18	1:58.400	27.945	52	2:02.471	1'28.803	42	1:59.775	49.824
55	1:59.050	31.989	12	2:01.799	1'07.815	77	1:58.014	31.711	85	2:03.294	1'36.398	45	2:01.215	53.452
51	1:59.346	32.090	52	2:02.553	1'11.164	3	1:58.663	33.403	13	2:03.619	1'40.998	4	2:00.747	1'05.032
84	1:59.075	32.213	85	2:03.258	1'18.108	84	1:59.078	39.673	27	2:04.177	1'45.128	59	2:01.977	1'07.302
71	1:58.665	32.344	13	2:02.816	1'21.011	55	1:59.009	39.849	Lap 14			74	2:00.979	1'08.585
22	1:58.719	32.911	27	2:03.693	1'24.364	22	1:58.851	39.903	10	1:57.085		55	2:36.938	1'21.168
32	1:59.506	35.096	Lap 11			71	1:59.165	40.171	89	1:57.226	6.301	15	2:03.303	1'29.131
61	1:59.342	37.533	10	1:56.632		51	1:59.475	43.263	57	1:57.536	11.278	38	2:02.726	1'29.271
42	2:02.741	37.906	89	1:57.136	6.205	32	1:59.426	43.525	44	1:57.448	11.427	12	2:03.297	1'31.511
8	1:58.805	37.973	57	1:57.072	10.395	8	1:58.283	43.896	44	1:57.448	11.427	75	2:04.137	1'31.594
45	1:58.888	39.934	44	1:56.817	10.566	61	1:59.127	44.611	66	1:57.427	11.618	8	2:11.895	1'37.238
17	2:00.335	45.863	66	1:57.038	10.998	42	1:59.533	45.706	19	1:57.746	17.584	52	2:03.808	1'38.587
4	2:00.992	46.352	19	1:57.188	16.566	45	1:59.048	47.592	24	1:57.458	23.525	85	2:04.966	1'48.328
59	2:01.478	46.770	66	1:57.038	10.998	4	2:00.487	57.646	95	1:56.601	23.959	13	2:04.855	1'52.877
74	2:01.786	50.190	24	1:57.680	22.439	59	2:00.593	58.156	80	1:59.634	28.200	41	3:06.667	2'31.883
41	2:00.819	1'00.823	80	1:59.154	23.501	74	2:00.072	1'01.513	18	1:59.565	31.999			
38	2:01.767	1'01.074	95	1:57.199	23.750	41	2:01.580	1'16.198	77	1:58.119	33.730			
75	2:01.603	1'01.887	70	1:59.142	23.893	75	2:01.793	1'16.222	3	1:58.927	36.956			
15	2:01.412	1'02.152	18	1:58.571	26.372	15	2:01.593	1'16.350	22	1:59.214	43.788			
12	2:01.863	1'02.333	77	1:57.737	30.524	38	2:01.376	1'16.934	55	1:59.412	44.126			
						12	2:02.229	1'17.848						

